



# DIVISION OF LAND DEVELOPMENT SERVICES

## Monthly Report –December 2014

### REPORT SUMMARY

#### Subdivision Plats Approved

0 Major  
0 Minor  
0 Total # of lots created

#### Construction Value – Issued

**\$74,000.<sup>00</sup>** Total

#### Fees Invoiced

**\$405.<sup>00</sup>** Land Use  
**\$164.<sup>60</sup>** Building Codes  
**\$516.<sup>50</sup>** ASCD  
**\$00.<sup>00</sup>** MHBGF  
**\$1,086.<sup>10</sup>** Total

#### Board of Zoning Appeals Cases

0 Applied  
0 Denied  
0 Approved  
0 Canceled  
0 Abeyance

#### Floodplain Management

0 Plans Received  
0 Plans Approved

#### Major Site Plans

1 Plans Received  
1 Plans Approved

#### Land Use/Building Permits

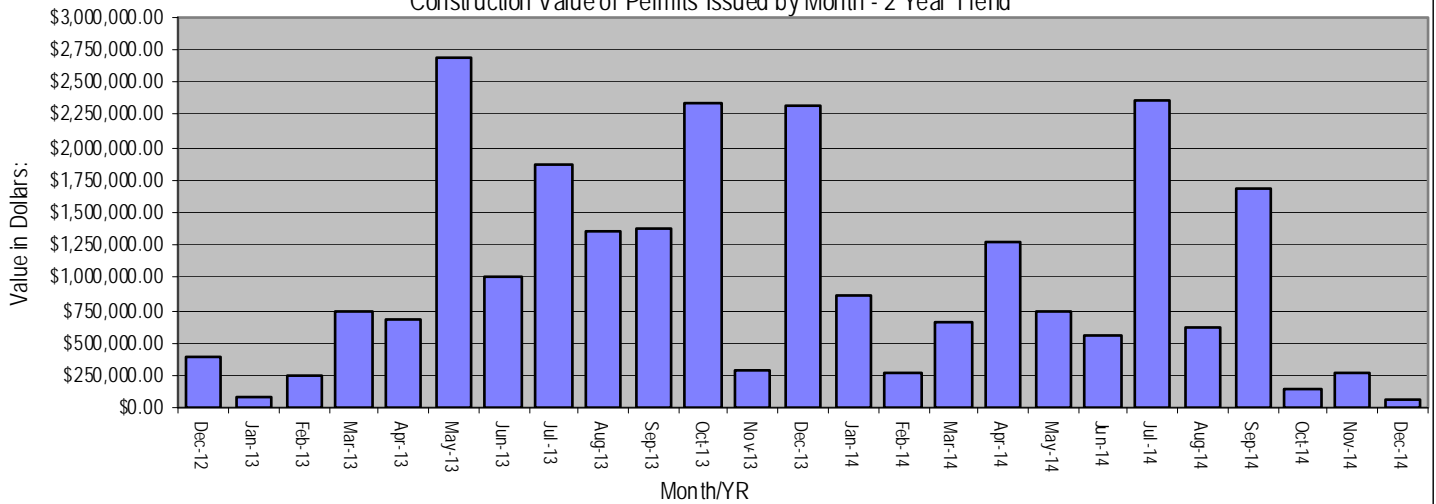
17 Applied  
2 Revised/Amended  
14 Issued  
1 Cancelled/Expired  
1 Deadfiled  
0 Denied  
4 COs Issued

#### Building Codes Activity

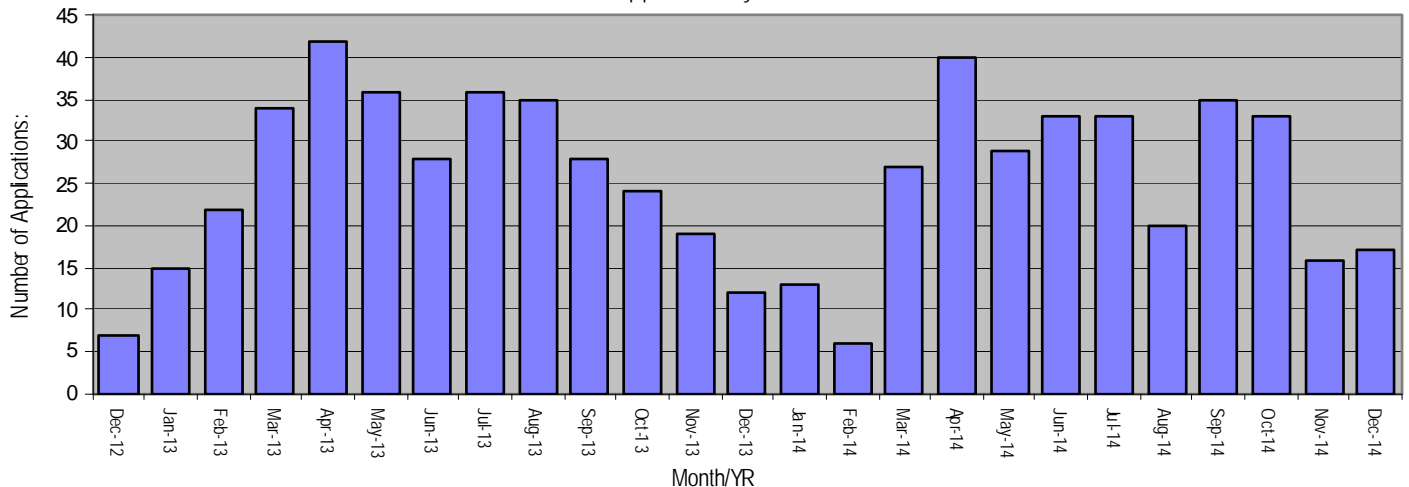
11 Plans Received  
5 Plans Approved/Released  
0 In-house Inspections  
0 Contracted Inspections

### HISTORICAL PERFORMANCE

Construction Value of Permits Issued by Month - 2 Year Trend\*



Number of Permit Applications by Month - 2 Year Trend





# DIVISION OF LAND DEVELOPMENT SERVICES

## Monthly Report – November 2014

### REPORT SUMMARY

#### Subdivision Plats Approved

**0** Major  
**1** Minor  
**1** Total # of lots created

#### Construction Value – Issued

**\$281,450.<sup>00</sup>** Total

#### Fees Invoiced

**\$840.<sup>00</sup>** Land Use  
**\$528.<sup>75</sup>** Building Codes  
**\$635.<sup>00</sup>** ASCD  
**\$50.<sup>00</sup>** MHBGF  
**\$2,053.<sup>75</sup>** Total

#### Board of Zoning Appeals Cases

**0** Applied  
**0** Denied  
**0** Approved  
**0** Canceled  
**0** Abeyance

#### Floodplain Management

**0** Plans Received  
**1** Plans Approved

#### Major Site Plans

**2** Plans Received  
**1** Plans Approved

#### Land Use/Building Permits

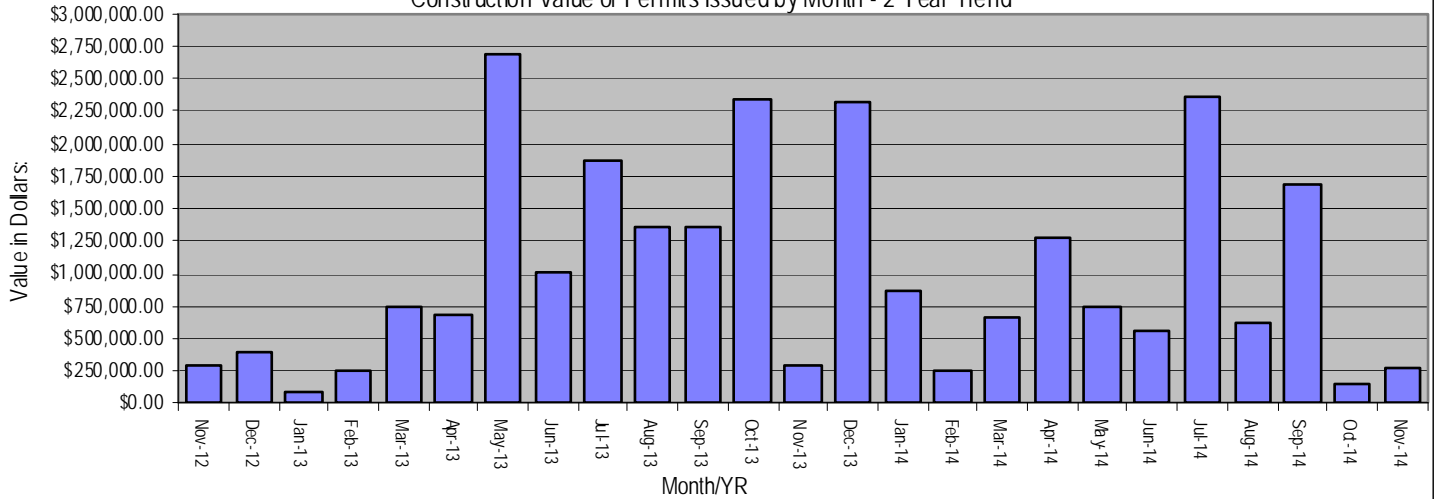
**16** Applied  
**1** Revised/Amended  
**16** Issued  
**0** Cancelled/Expired  
**2** Deadfiled  
**1** Denied  
**1** COs Issued

#### Building Codes Activity

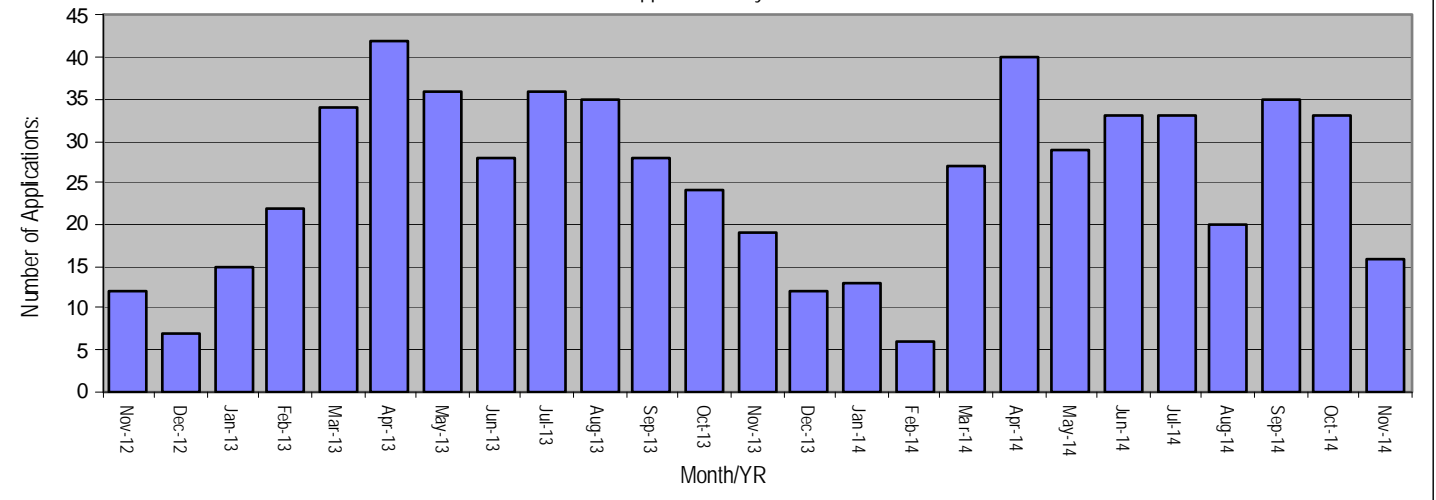
**2** Plans Received  
**1** Plans Approved/Released  
**0** In-house Inspections  
**0** Contracted Inspections

### HISTORICAL PERFORMANCE

Construction Value of Permits Issued by Month - 2 Year Trend\*



Number of Permit Applications by Month - 2 Year Trend





# DIVISION OF LAND DEVELOPMENT SERVICES

## Monthly Report – October 2014

### REPORT SUMMARY

#### Subdivision Plats Approved

0 Major  
 1 Minor  
 2 Total # of lots created

#### Construction Value – Issued

**\$150,500.<sup>00</sup>** Total

#### Fees Invoiced

**\$1,025.<sup>00</sup>** Land Use  
**\$190.<sup>20</sup>** Building Codes  
**\$1,112.<sup>00</sup>** ASCD  
**\$0.<sup>00</sup>** MHBGF  
**\$2,327.<sup>20</sup>** Total

#### Board of Zoning Appeals Cases

0 Applied  
 0 Denied  
 0 Approved  
 0 Canceled  
 0 Abeyance

#### Floodplain Management

1 Plans Received  
 0 Plans Approved

#### Major Site Plans

3 Plans Received  
 3 Plans Approved

#### Land Use/Building Permits

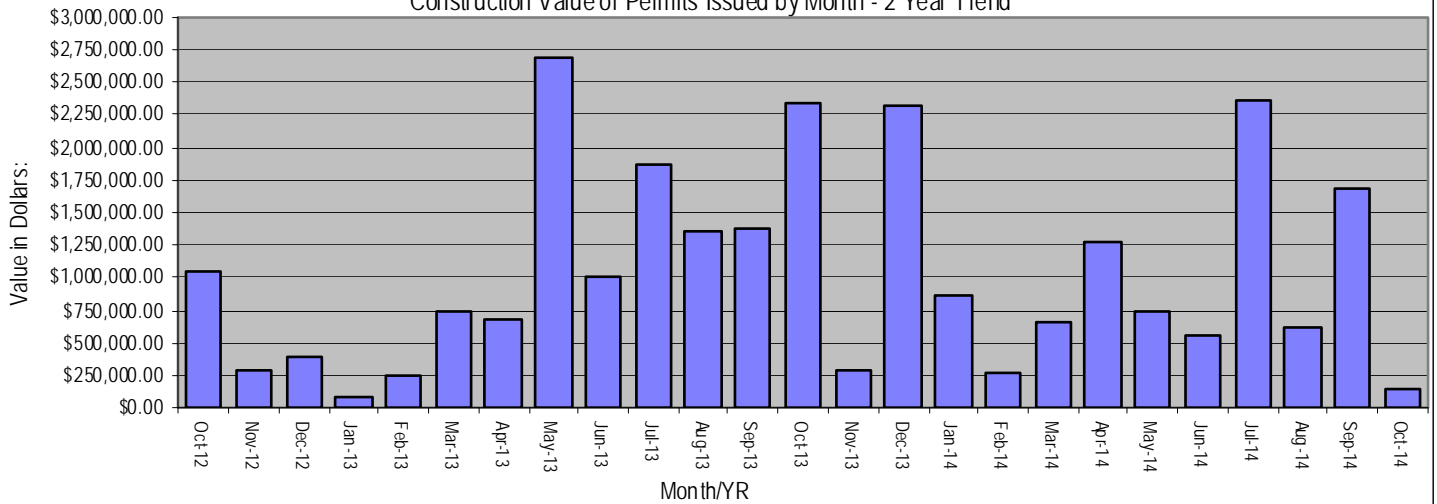
30 Applied  
 2 Revised/Amended  
 33 Issued  
 2 Cancelled/Expired  
 1 Deadfiled  
 0 Denied  
 4 COs Issued

#### Building Codes Activity

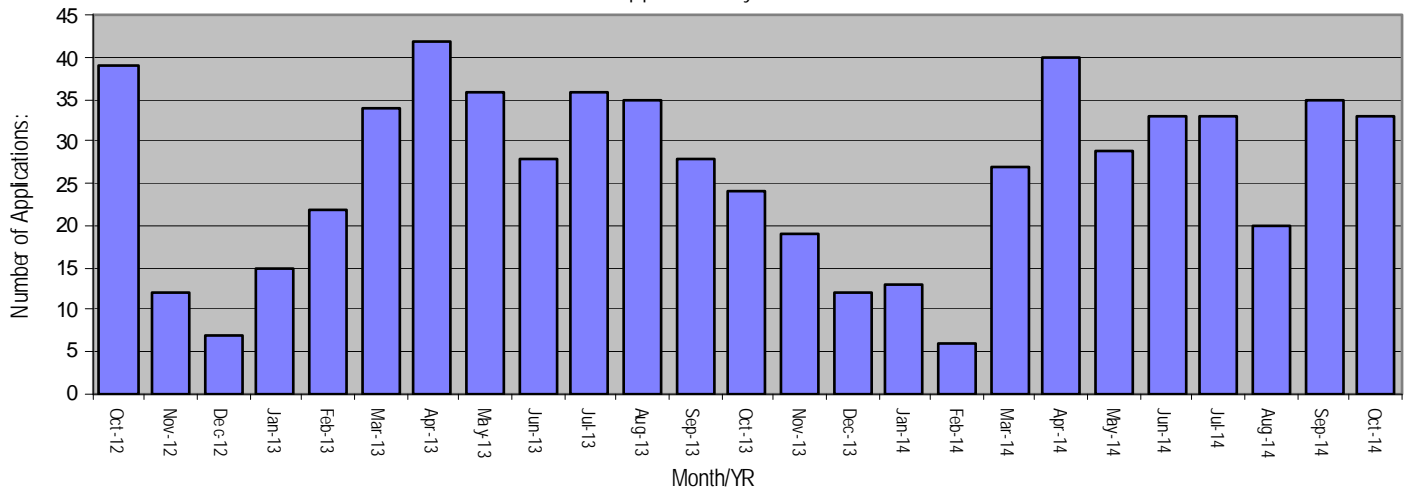
7 Plans Received  
 2 Plans Approved/Released  
 0 In-house Inspections  
 0 Contracted Inspections

### HISTORICAL PERFORMANCE

Construction Value of Permits Issued by Month - 2 Year Trend\*



Number of Permit Applications by Month - 2 Year Trend





# DIVISION OF LAND DEVELOPMENT SERVICES

## Monthly Report – September 2014

### REPORT SUMMARY

#### Subdivision Plats Approved

0 Major  
1 Minor  
1 Total # of lots created

#### Construction Value – Issued

**\$1,680,100.<sup>00</sup>** Total

#### Fees Invoiced

**\$8,409.<sup>98</sup>** Land Use  
**\$1,788.<sup>37</sup>** Building Codes  
**\$2,375.<sup>00</sup>** ASCD  
**\$100.<sup>00</sup>** MHBGF  
**\$12,673.<sup>35</sup>** Total

#### Board of Zoning Appeals Cases

0 Applied  
0 Denied  
0 Approved  
0 Canceled  
0 Abeyance

#### Floodplain Management

0 Plans Received  
0 Plans Approved

#### Major Site Plans

2 Plans Received  
1 Plans Approved

#### Land Use/Building Permits

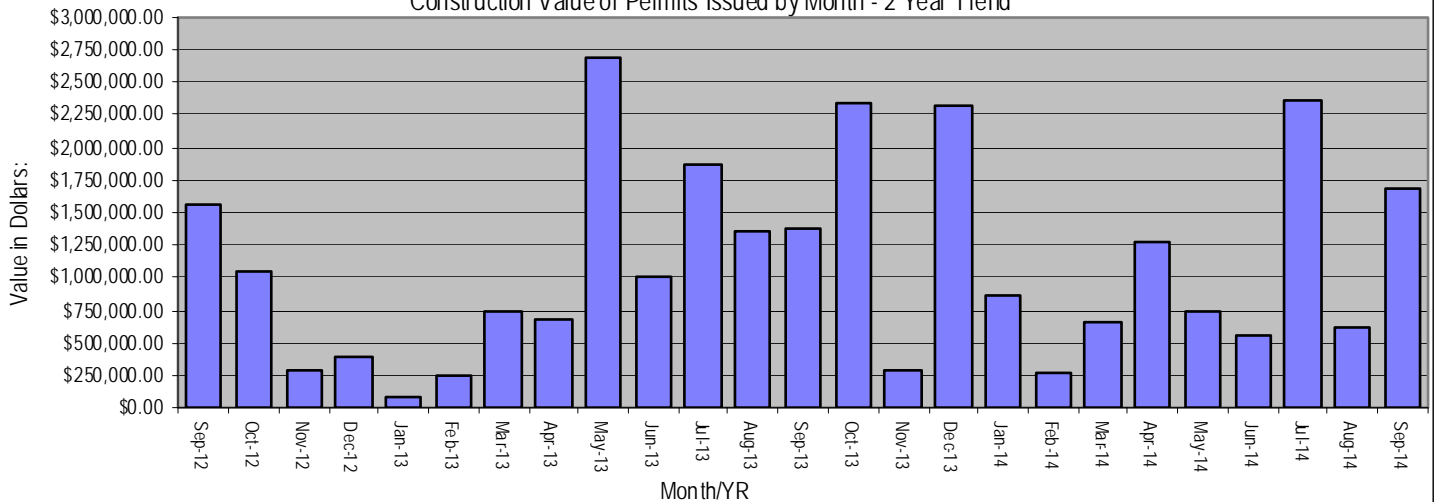
**35** Applied  
**4** Revised/Amended  
**22** Issued  
**0** Cancelled/Expired  
**4** Deadfiled  
**0** Denied  
**1** COs Issued

#### Building Codes Activity

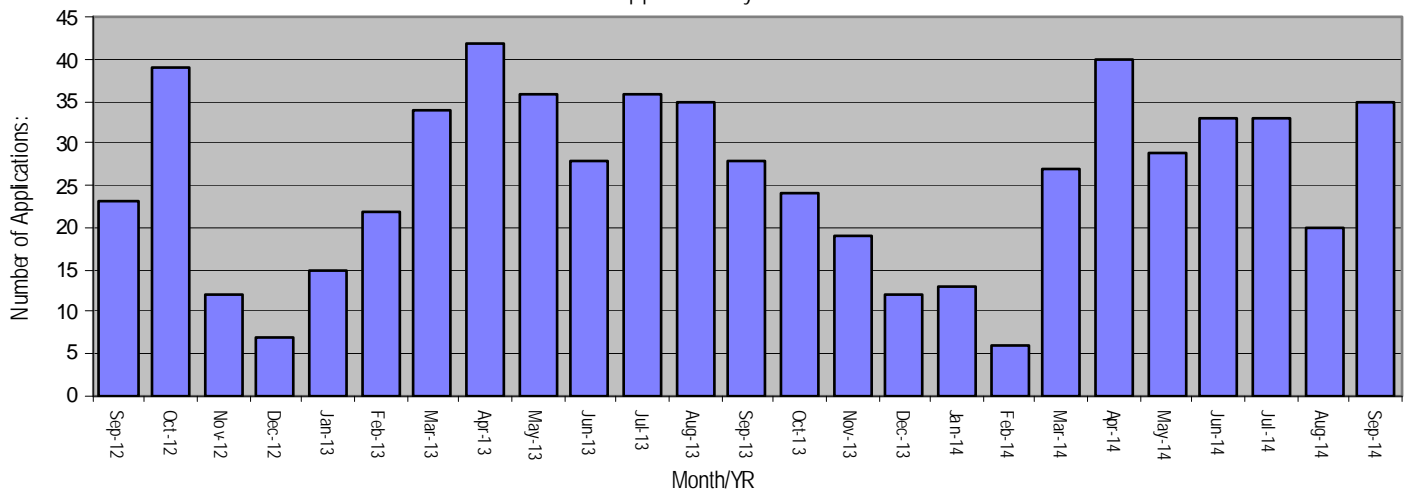
**4** Plans Received  
**5** Plans Approved/Released  
**0** In-house Inspections  
**0** Contracted Inspections

### HISTORICAL PERFORMANCE

Construction Value of Permits Issued by Month - 2 Year Trend\*



Number of Permit Applications by Month - 2 Year Trend





# DIVISION OF LAND DEVELOPMENT SERVICES

## Monthly Report – August 2014

### REPORT SUMMARY

#### Subdivision Plats Approved

0 Major  
1 Minor  
1 Total # of lots created

#### Construction Value – Issued

**\$625,200.<sup>00</sup>** Total

#### Fees Invoiced

**\$1,624.<sup>50</sup>** Land Use  
**\$523.<sup>00</sup>** Building Codes  
**\$1,269.<sup>00</sup>** ASCD  
**\$150.<sup>00</sup>** MHBGF  
**\$3,566.<sup>50</sup>** Total

#### Board of Zoning Appeals Cases

0 Applied  
0 Denied  
0 Approved  
0 Canceled  
0 Abeyance

#### Floodplain Management

1 Plans Received  
0 Plans Approved

#### Major Site Plans

1 Plans Received  
0 Plans Approved

#### Land Use/Building Permits

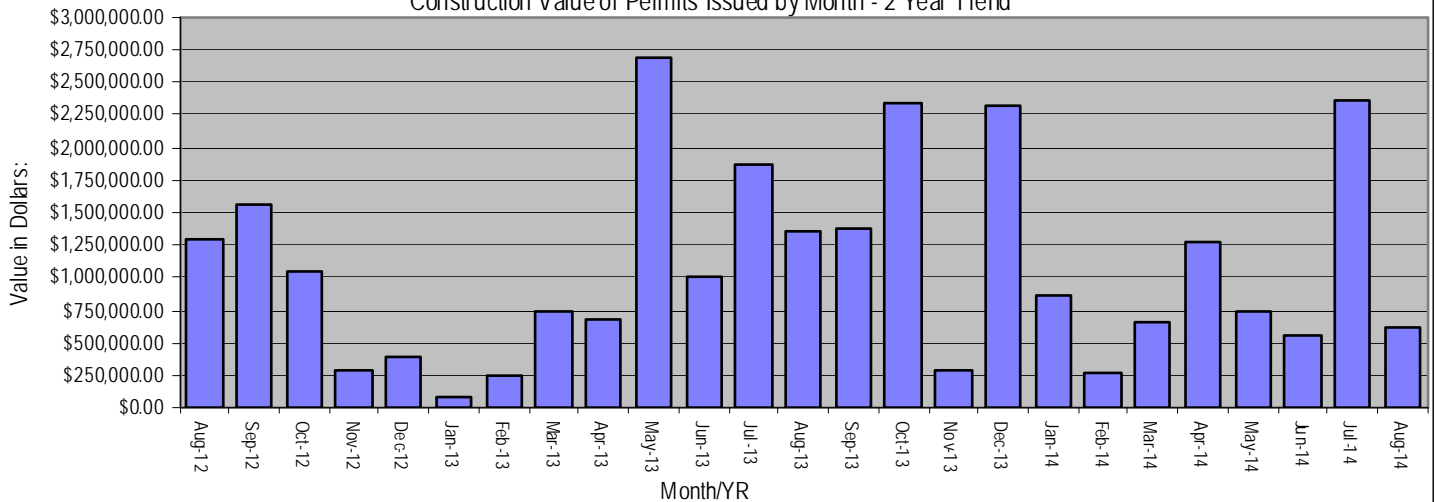
20 Applied  
5 Revised/Amended  
23 Issued  
3 Cancelled/Expired  
2 Deadfiled  
0 Denied  
3 COs Issued

#### Building Codes Activity

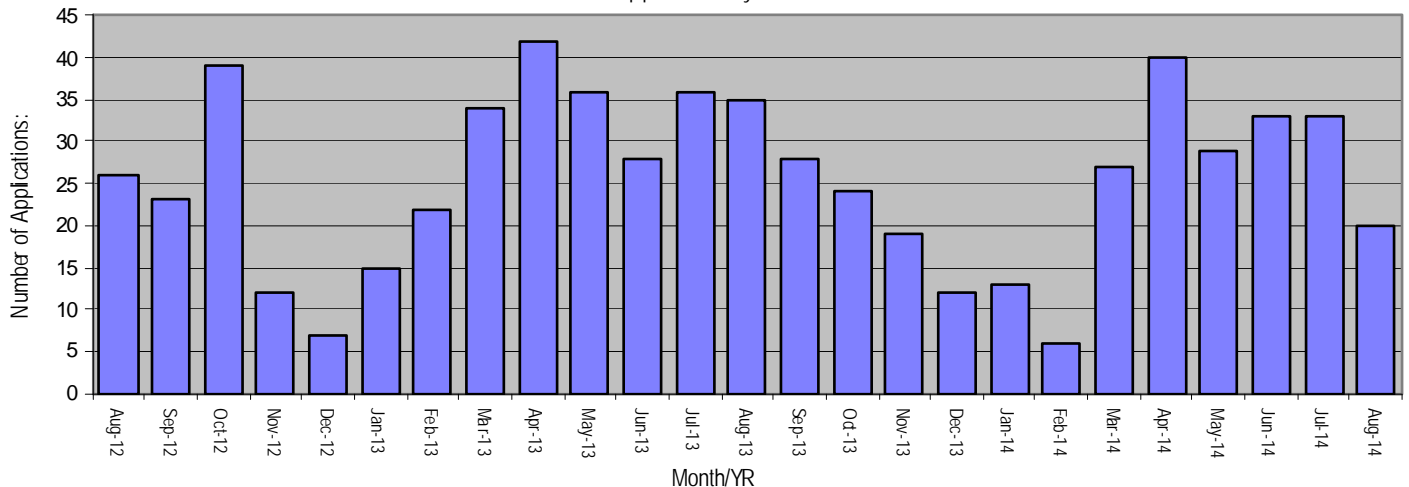
5 Plans Received  
4 Plans Approved/Released  
0 In-house Inspections  
0 Contracted Inspections

### HISTORICAL PERFORMANCE

Construction Value of Permits Issued by Month - 2 Year Trend\*



Number of Permit Applications by Month - 2 Year Trend





# DIVISION OF LAND DEVELOPMENT SERVICES

## Monthly Report – July 2014

### REPORT SUMMARY

#### Subdivision Plats Approved

0 Major  
2 Minor  
4 Total # of lots created

#### Construction Value – Issued

**\$2,368,909.<sup>00</sup>** Total

#### Fees Invoiced

**\$4,716.<sup>98</sup>** Land Use  
**\$798.<sup>31</sup>** Building Codes  
**\$1,966.<sup>00</sup>** ASCD  
**\$50.<sup>00</sup>** MHBGF  
**\$7,531.<sup>29</sup>** Total

#### Board of Zoning Appeals Cases

0 Applied  
0 Denied  
1 Approved  
0 Canceled  
0 Abeyance

#### Floodplain Management

2 Plans Received  
1 Plans Approved

#### Major Site Plans

4 Plans Received  
1 Plans Approved

#### Land Use/Building Permits

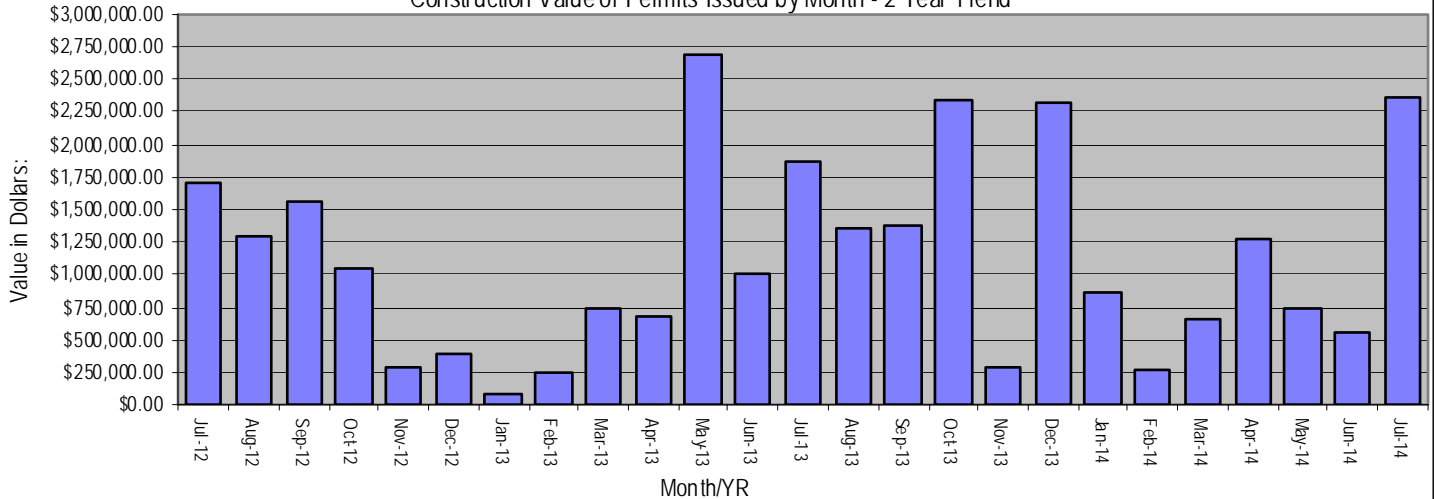
**33** Applied  
**10** Revised/Amended  
**31** Issued  
**0** Cancelled/Expired  
**1** Deadfiled  
**0** Denied  
**3** COs Issued

#### Building Codes Activity

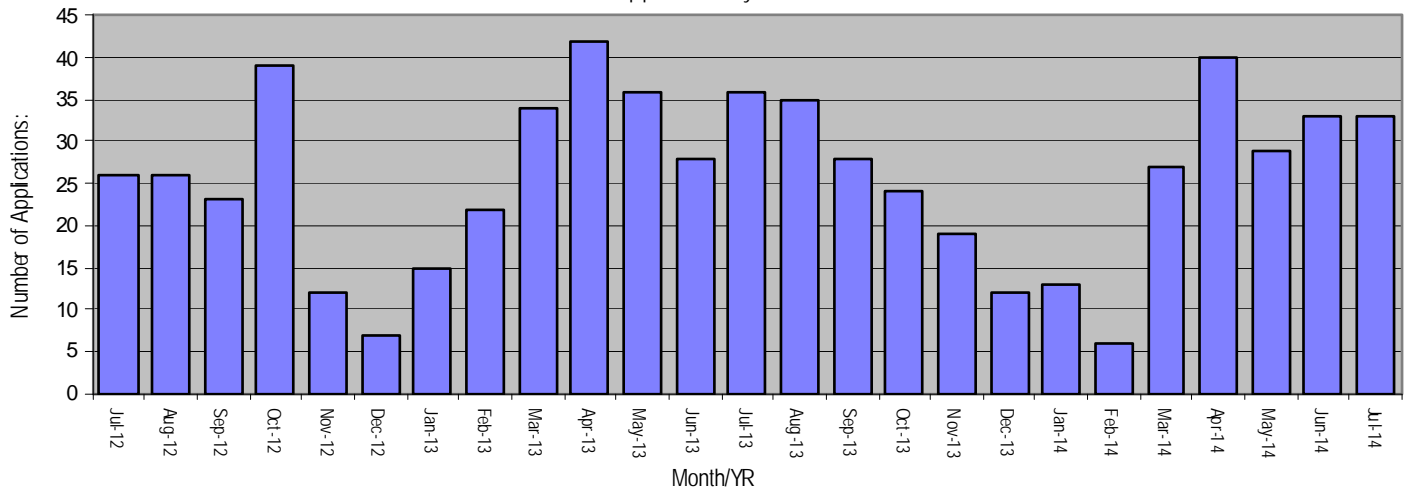
**5** Plans Received  
**5** Plans Approved/Released  
**0** In-house Inspections  
**0** Contracted Inspections

### HISTORICAL PERFORMANCE

Construction Value of Permits Issued by Month - 2 Year Trend\*



Number of Permit Applications by Month - 2 Year Trend





# DIVISION OF LAND DEVELOPMENT SERVICES

## Monthly Report – June 2014

### REPORT SUMMARY

#### Subdivision Plats Approved

1 Major  
0 Minor  
8 Total # of lots created

#### Construction Value – Issued

**\$561,200.<sup>00</sup>** Total

#### Fees Invoiced

**\$2,590.<sup>31</sup>** Land Use  
**\$798.<sup>21</sup>** Building Codes  
**\$2,350.<sup>00</sup>** ASCD  
**\$50.<sup>00</sup>** MHBGF  
**\$5,788.<sup>52</sup>** Total

#### Board of Zoning Appeals Cases

0 Applied  
1 Denied  
1 Approved  
0 Canceled  
0 Abeyance

#### Floodplain Management

1 Plans Received  
0 Plans Approved

#### Major Site Plans

2 Plans Received  
5 Plans Approved

#### Land Use/Building Permits

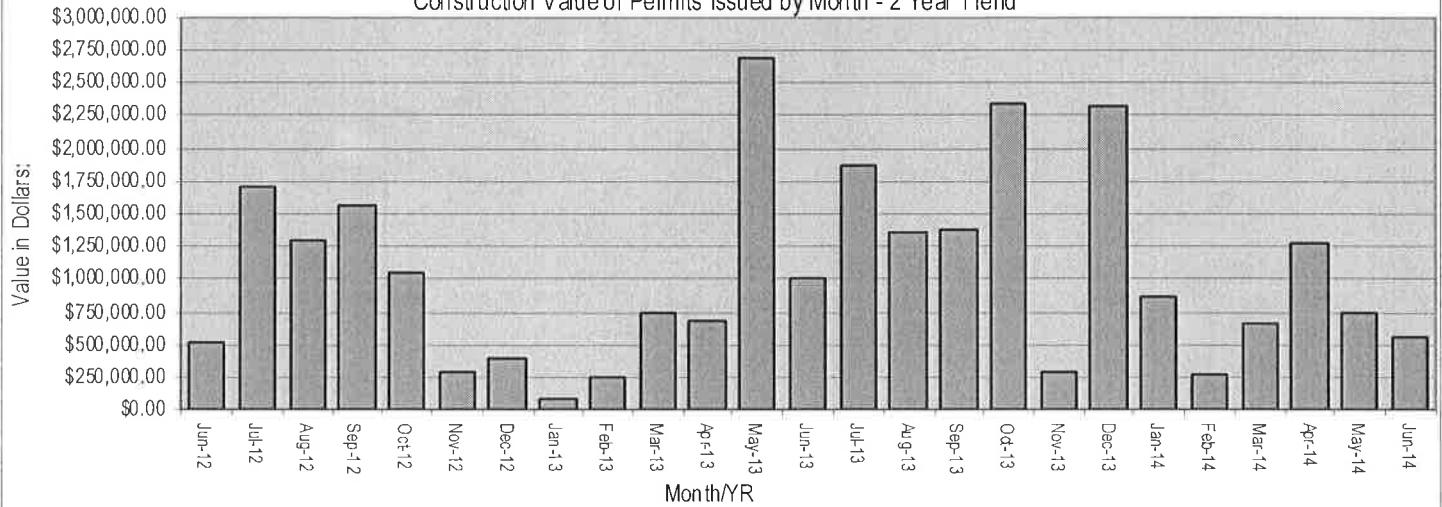
33 Applied  
3 Revised/Amended  
25 Issued  
4 Cancelled/Expired  
4 Deadfiled  
1 Denied  
3 COs Issued

#### Building Codes Activity

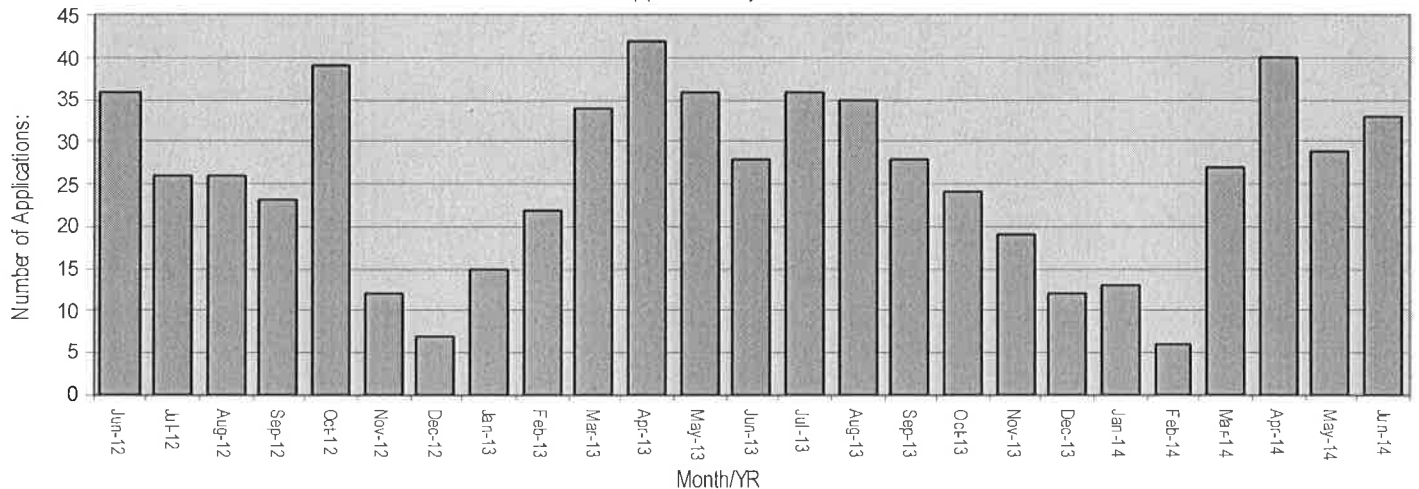
12 Plans Received  
11 Plans Approved/Released  
0 In-house Inspections  
0 Contracted Inspections

### HISTORICAL PERFORMANCE

Construction Value of Permits Issued by Month - 2 Year Trend\*



Number of Permit Applications by Month - 2 Year Trend





# DIVISION OF LAND DEVELOPMENT SERVICES

## Monthly Report – May 2014

### REPORT SUMMARY

#### Subdivision Plats Approved

0 Major  
0 Minor  
0 Total # of lots created

#### Construction Value – Issued

**\$750,200.<sup>00</sup>** Total

#### Fees Invoiced

**\$1,145.<sup>00</sup>** Land Use  
**\$599.<sup>30</sup>** Building Codes  
**\$1,315.<sup>00</sup>** ASCD  
**\$150.<sup>00</sup>** MHBGF  
**\$3,209.<sup>30</sup>** Total

#### Board of Zoning Appeals Cases

2 Applied  
0 Denied  
0 Approved  
0 Canceled  
0 Abeyance

#### Floodplain Management

1 Plans Received  
1 Plans Approved

#### Major Site Plans

4 Plans Received  
2 Plans Approved

#### Land Use/Building Permits

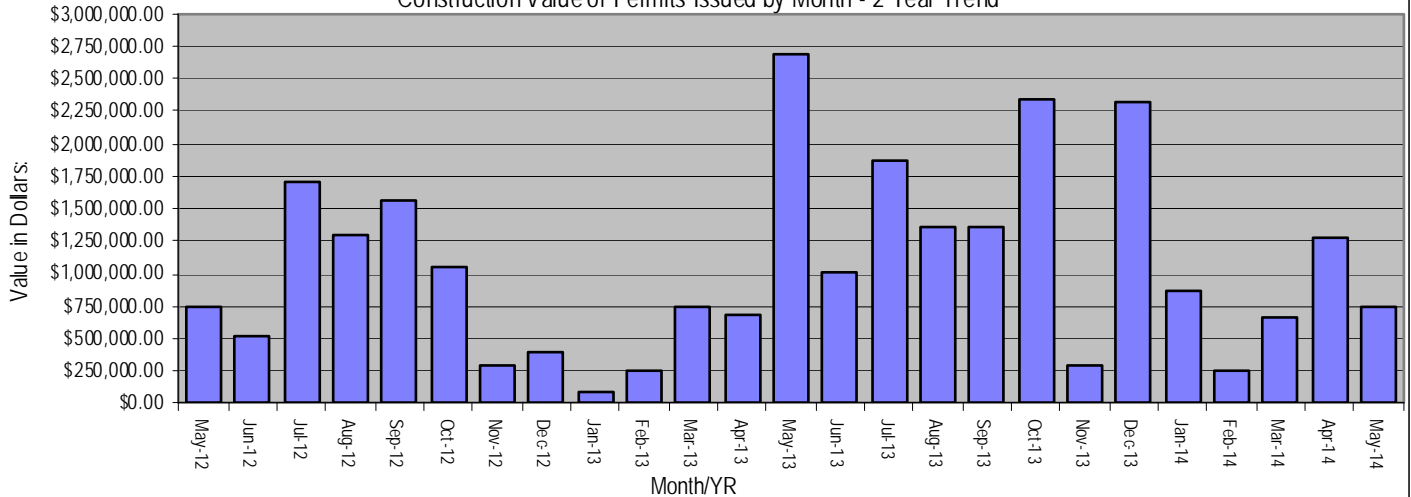
29 Applied  
5 Revised/Amended  
30 Issued  
0 Cancelled/Expired  
3 Deadfiled  
0 Denied  
3 COs Issued

#### Building Codes Activity

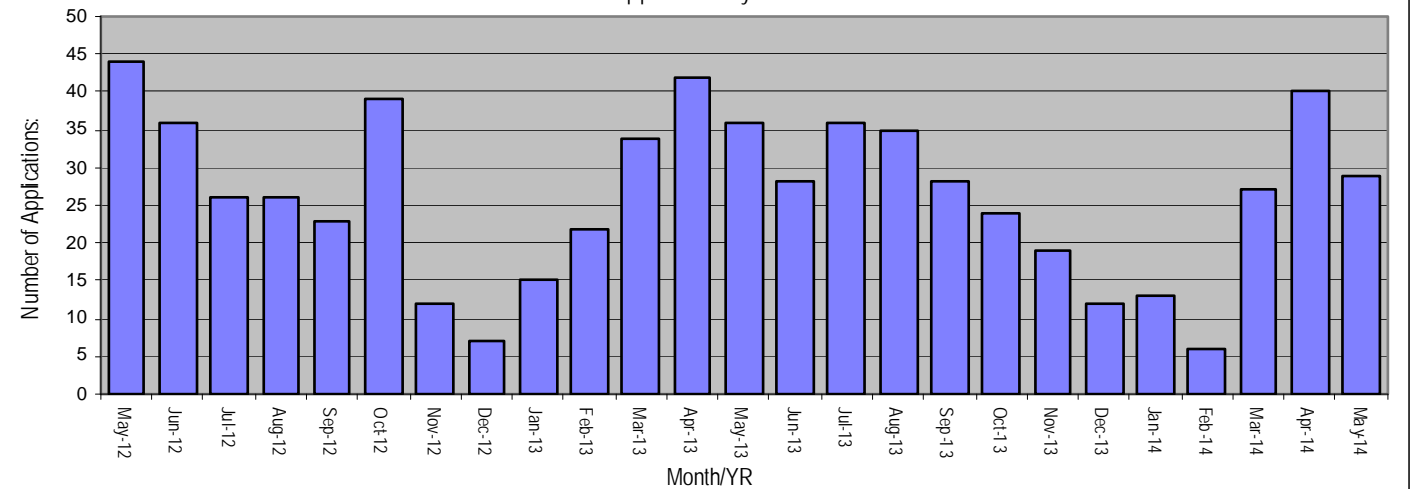
8 Plans Received  
8 Plans Approved/Released  
0 In-house Inspections  
0 Contracted Inspections

### HISTORICAL PERFORMANCE

Construction Value of Permits Issued by Month - 2 Year Trend\*



Number of Permit Applications by Month - 2 Year Trend







# DIVISION OF LAND DEVELOPMENT SERVICES

## Monthly Report – April 2014

### REPORT SUMMARY

#### Subdivision Plats Approved

0 Major  
 3 Minor  
 7 Total # of lots created

#### Construction Value – Issued

**\$1,271,875.<sup>00</sup>** Total

#### Fees Invoiced

**\$9,584.<sup>12</sup>** Land Use  
**\$888.<sup>02</sup>** Building Codes  
**\$3,150.<sup>00</sup>** ASCD  
**\$100.<sup>00</sup>** MHBGF  
**\$13,722.<sup>14</sup>** Total

#### Board of Zoning Appeals Cases

1 Applied  
 0 Denied  
 0 Approved  
 0 Canceled  
 0 Abeyance

#### Floodplain Management

1 Plans Received  
 4 Plans Approved

#### Major Site Plans

0 Plans Received  
 0 Plans Approved

#### Land Use/Building Permits

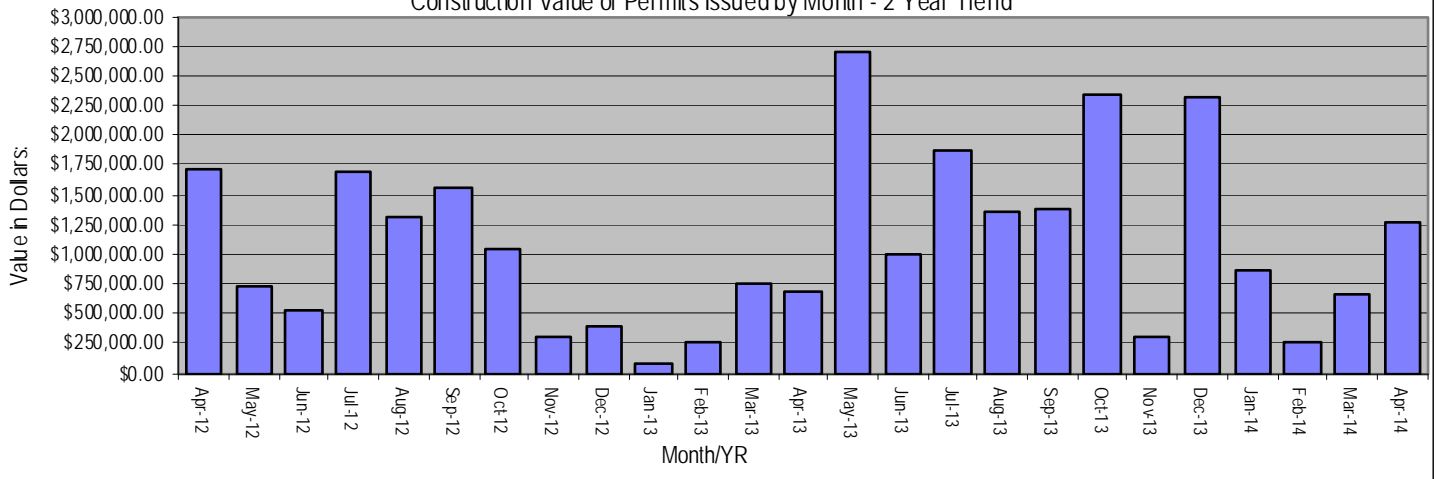
40 Applied  
 3 Revised/Amended  
 38 Issued  
 7 Cancelled/Expired  
 5 Deadfiled  
 0 Denied  
 1 COs Issued

#### Building Codes Activity

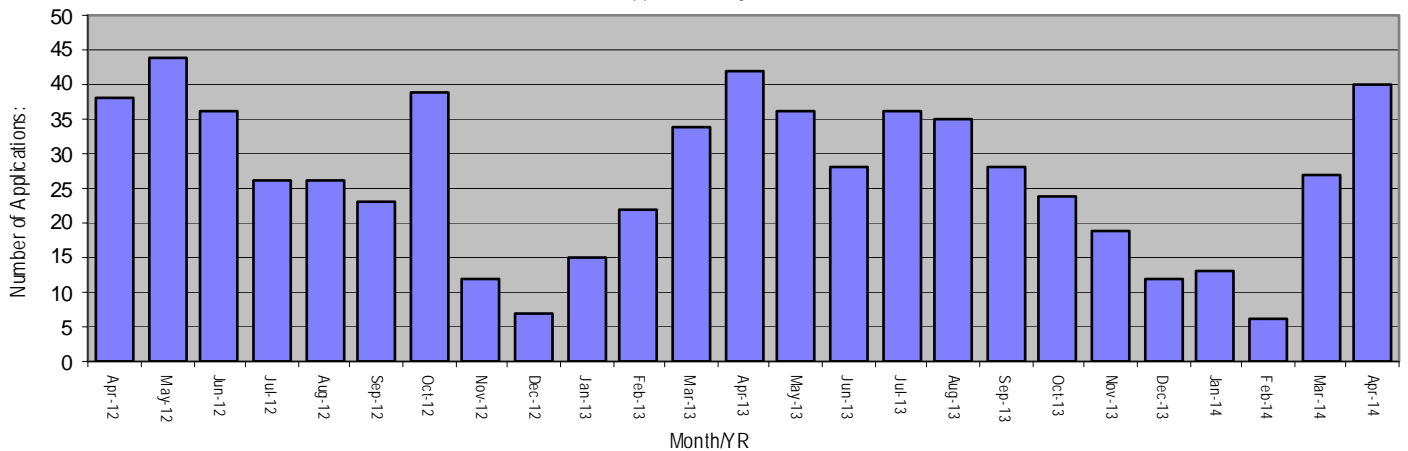
5 Plans Received  
 5 Plans Approved/Released  
 0 In-house Inspections  
 0 Contracted Inspections

### HISTORICAL PERFORMANCE

Construction Value of Permits Issued by Month - 2 Year Trend\*



Number of Permit Applications by Month - 2 Year Trend





# DIVISION OF LAND DEVELOPMENT SERVICES

## Monthly Report – March 2014

### REPORT SUMMARY

#### Subdivision Plats Approved

0 Major  
0 Minor  
0 Total # of lots created

#### Construction Value – Issued

**\$668,000.<sup>00</sup>** Total

#### Fees Invoiced

**\$1,255.<sup>00</sup>** Land Use  
**\$903.<sup>75</sup>** Building Codes  
**\$1,150.<sup>00</sup>** ASCD  
**\$50.<sup>00</sup>** MHBGF  
**\$3,358.<sup>75</sup>** Total

#### Board of Zoning Appeals Cases

0 Applied  
0 Denied  
1 Approved  
0 Canceled  
0 Abeyance

#### Floodplain Management

1 Plans Received  
0 Plans Approved

#### Major Site Plans

3 Plans Received  
2 Plans Approved

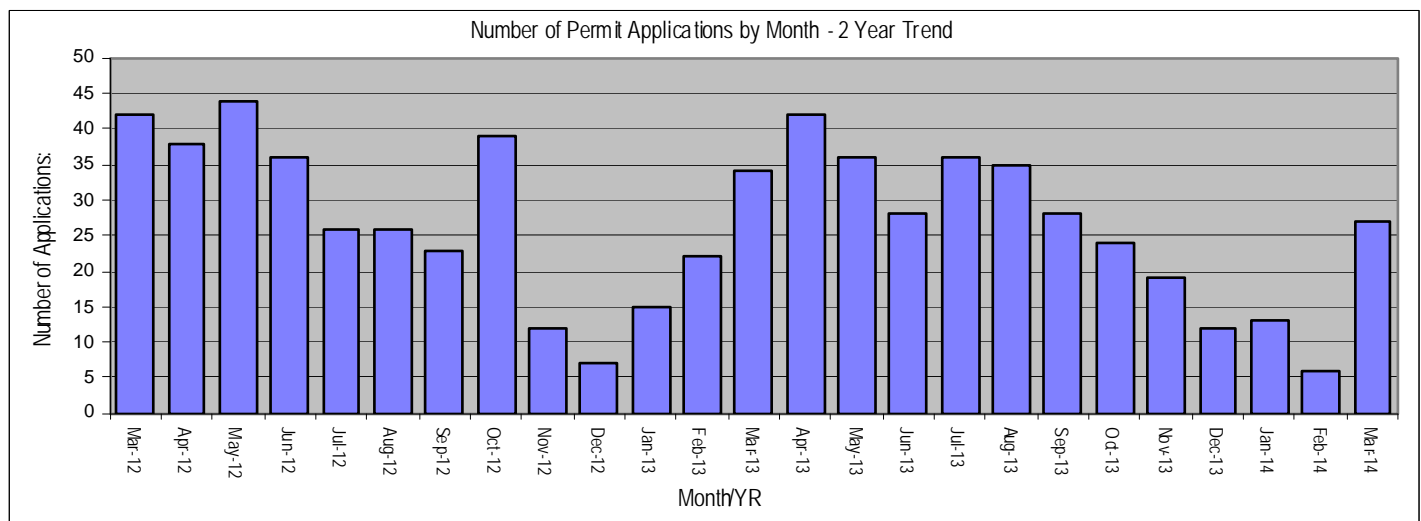
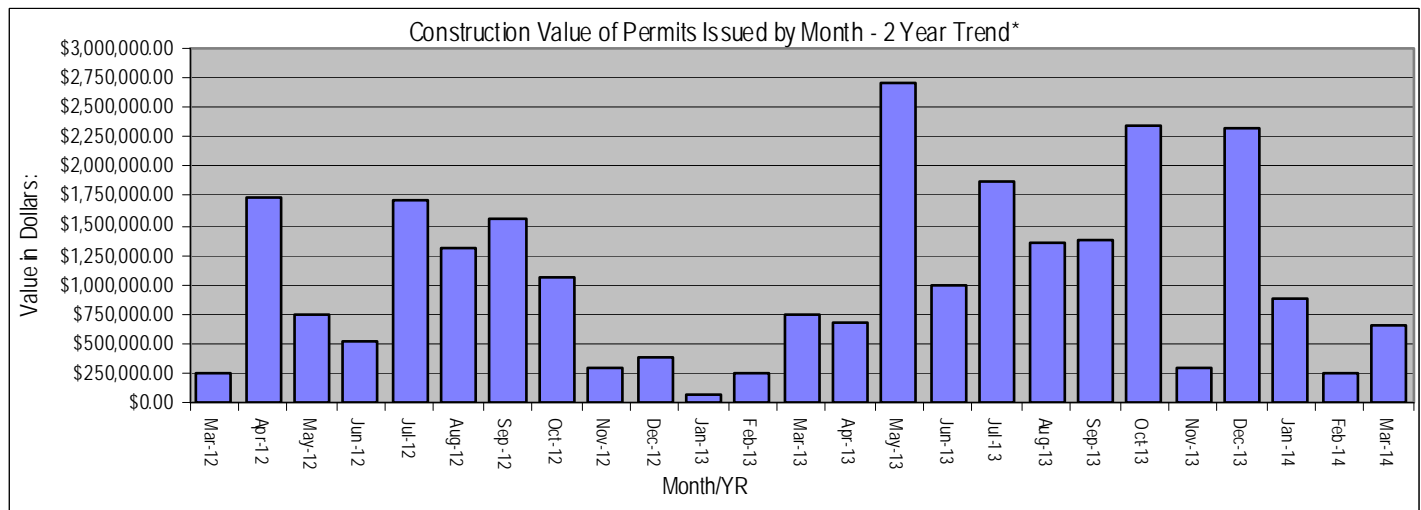
#### Land Use/Building Permits

27 Applied  
0 Revised/Amended  
14 Issued  
0 Cancelled/Expired  
0 Deadfiled  
0 Denied  
1 COs Issued

#### Building Codes Activity

7 Plans Received  
6 Plans Approved/Released  
0 In-house Inspections  
0 Contracted Inspections

### HISTORICAL PERFORMANCE





# DIVISION OF LAND DEVELOPMENT SERVICES

## Monthly Report – February 2014

### REPORT SUMMARY

#### Subdivision Plats Approved

**0** Major  
**1** Minor  
**1** Total # of lots created

#### Construction Value – Issued

**\$263,000.<sup>00</sup>** Total

#### Fees Invoiced

**\$410.<sup>00</sup>** Land Use  
**\$227.<sup>50</sup>** Building Codes  
**\$650.<sup>00</sup>** ASCD  
**\$50.<sup>00</sup>** MHBGF  
**\$1,337.<sup>50</sup>** Total

#### Board of Zoning Appeals Cases

**0** Applied  
**0** Denied  
**0** Approved  
**0** Canceled  
**1** Abeyance

#### Floodplain Management

**0** Plans Received  
**0** Plans Approved

#### Major Site Plans

**5** Plans Received  
**1** Plans Approved

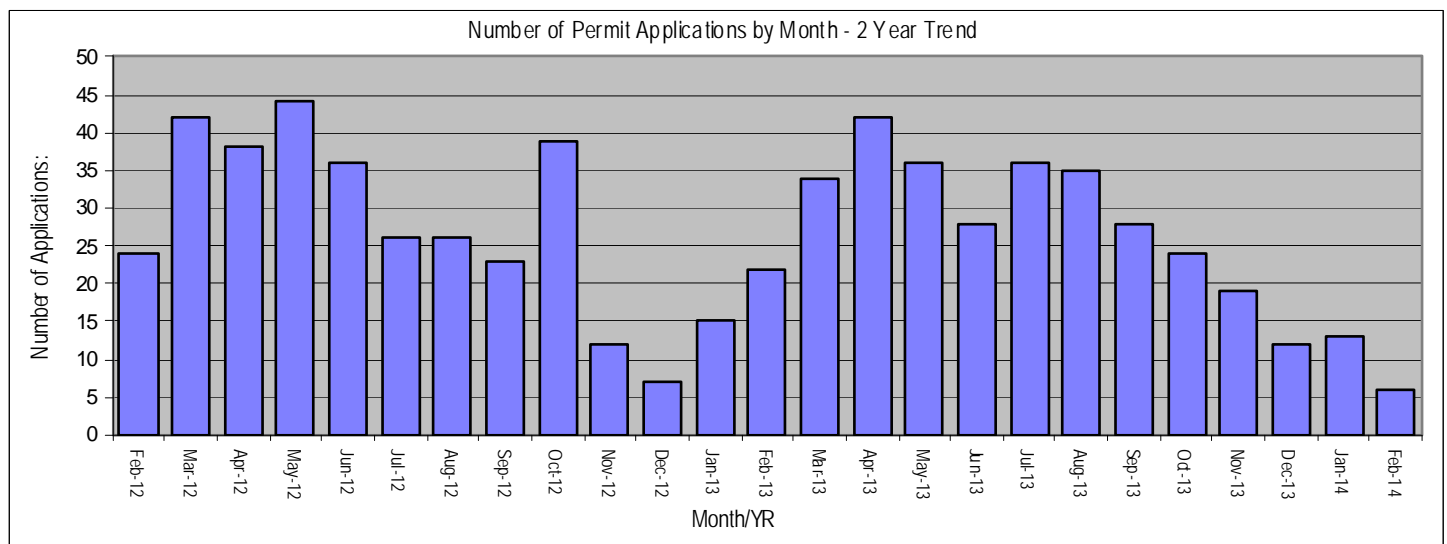
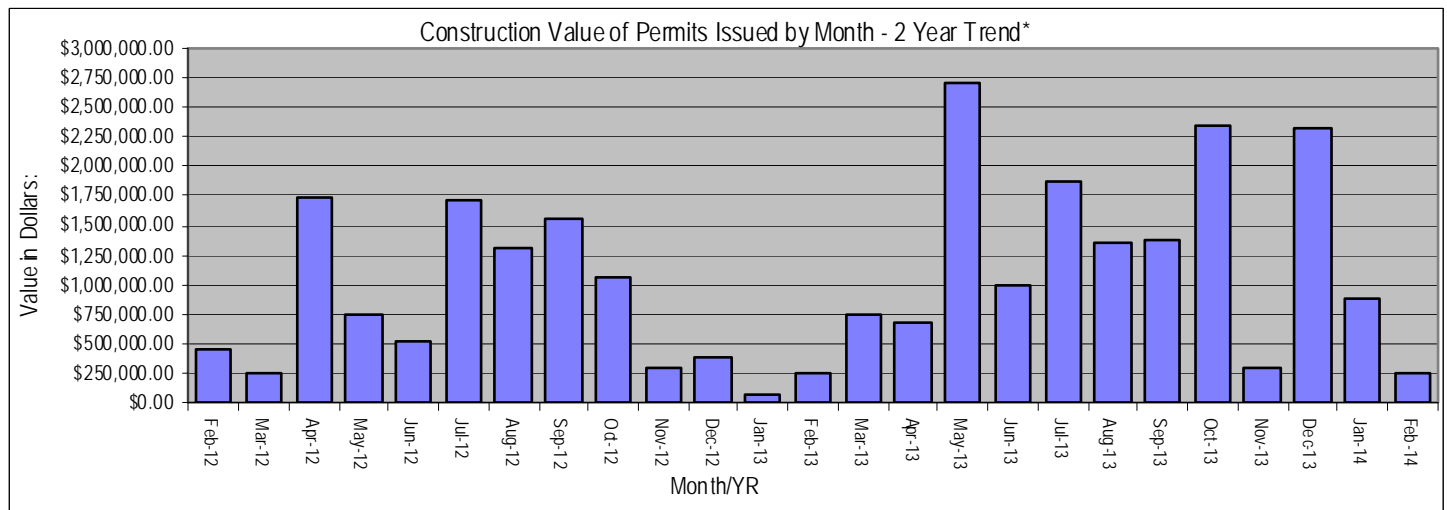
#### Land Use/Building Permits

**6** Applied  
**1** Revised/Amended  
**6** Issued  
**1** Cancelled/Expired  
**1** Deadfiled  
**0** Denied  
**1** COs Issued

#### Building Codes Activity

**6** Plans Received  
**5** Plans Approved/Released  
**0** In-house Inspections  
**0** Contracted Inspections

### HISTORICAL PERFORMANCE





# DIVISION OF LAND DEVELOPMENT SERVICES

## Monthly Report – January 2014

### REPORT SUMMARY

#### Subdivision Plats Approved

**0** Major  
**1** Minor  
**1** Total # of lots created

#### Construction Value – Issued

**\$875,010.<sup>00</sup>** Total

#### Fees Invoiced

**\$1,799.<sup>00</sup>** Land Use  
**\$660.<sup>30</sup>** Building Codes  
**\$1,158.<sup>00</sup>** ASCD  
**\$0.<sup>00</sup>** MHBGF  
**\$3,617.<sup>30</sup>** Total

#### Board of Zoning Appeals Cases

**1** Applied  
**0** Denied  
**0** Approved  
**0** Canceled  
**0** Dismissed

#### Floodplain Management

**0** Plans Received  
**0** Plans Approved

#### Major Site Plans

**2** Plans Received  
**7** Plans Approved

#### Land Use/Building Permits

**13** Applied  
**2** Revised/Amended  
**12** Issued  
**2** Cancelled/Expired  
**0** Deadfiled  
**0** Denied  
**6** COs Issued

#### Building Codes Activity

**3** Plans Received  
**3** Plans Approved/Released  
**0** In-house Inspections  
**0** Contracted Inspections

### HISTORICAL PERFORMANCE

